



## Modular ice maker up to 320 kg - Sprayer system

Hotel	■	■	■	■	■	■	■	■	■	■	■
Restaurant	■	■	■	■	■	■	■	■	■	■	■
Fast food	■	■	■	■	■	■	■	■	■	■	■
Bar	■	■	■	■	■	■	■	■	■	■	■
Disco	■	■	■	■	■	■	■	■	■	■	■
Fish market	■	■	■	■	■	■	■	■	■	■	■
Supermarket	■	■	■	■	■	■	■	■	■	■	■
Medical & SPA	■	■	■	■	■	■	■	■	■	■	■
Industry	■	■	■	■	■	■	■	■	■	■	■

### ► Position n°




### ► Features & Plus

- Compact and crystal cube
- AISI 304 SS Scotch Brite finish
- Tropical class +43°C
- Removable and cleanable air filter
- Air or water cooling system
- Easy cleanable internal rounded surfaces
- RoHS Free
- Electromechanical operation
- ON-OFF rocker switch
- Standard and special voltages



AISI 304 SS Scotch Brite finish

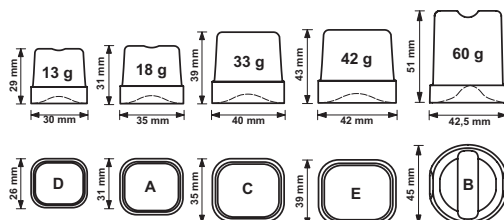


Removable and cleanable air filter

### ► Usable Bins

- Bin 350

### ► Available ice cube size



### ► Prod. 24h

Air temp.	Water temp.		Kg	Lbs	
	10° C	50° F			10° C
10° C	50° F	10° C	50° F	320	705
21° C	70° F	15° C	60° F	300	661

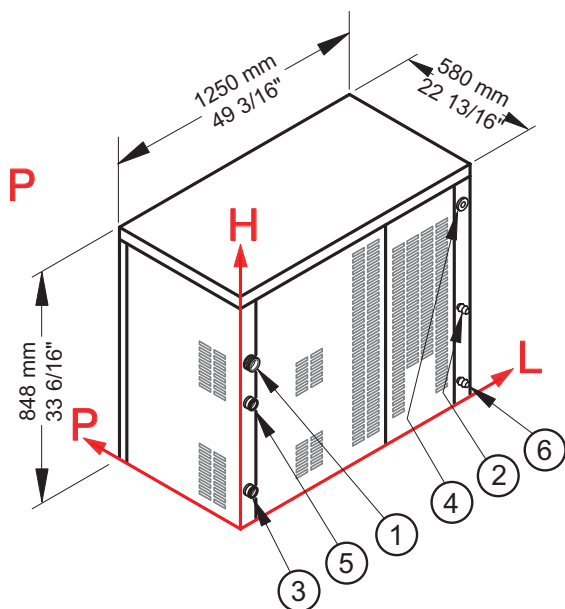
**2 Years Warranty**  
subject to limitations

### ► Certifications available for this model





Ice Cube

**C 300****Modular ice maker up to 320 kg - Sprayer system****► Working conditions**

- Location: **Indoor**

	Min	Max
Ambient temperature	+10° C / +50° F	+43° C / 110° F
Water temperature	+3° C / +37° F	+32° C / +90° F
Voltage	-10%	+10%
Water inlet pressure	1bar (14 psi)	6bar (84 psi)

**► Performances**

	Air temperature	Water temperature					
		10° C	50° F	15° C	60° F	21° C	70° F
	10° C	320 kg					
	50° F		705 lbs				
	21° C			300 kg			
	70° F				661 lbs		
	32° C					260 kg	
	90° F						573 lbs

**► Connections**

All measures are referred to the down-left corner (L-H-Ø)

- ① Water in.: 39 mm / 1 9/16" - 582 mm / 22 15/16" - 3/4"
- ② Cond. water in.: 1217 mm / 47 15/16" - 298 mm / 11 12/16" - 3/4"
- ③ Water out.: 29 mm / 1 2/16" - 73 mm / 2 14/16" - 24 mm / 15/16"
- ④ Electrical connections: 1222 mm / 48 2/16" - 748 mm / 29 7/16"
- ⑤ Water out.: 31 mm / 1 4/16" - 440 mm / 17 5/16" - 24mm / 15/16"
- ⑥ Cond. water out.: 1222 mm / 48 2/16" - 55 mm / 2 3/16" - 3/4" mm / 8/16"
- ② ⑤ Only for water cooling systems

**► Technical information**

Production in 24h	300 kg / 661 lbs
Cooling system	A - W
Kind of cube	A-18g, C-33g, D-13g, E-42g, B-60g
Refrigerant	R404A
Standard voltage	220-240 V ~ 50 Hz
Electrical consumption	2600 W
Fuse	32 A
Finish	AISI 304 stainless steel, scotch brite

Water consumption	A: 2,6 l/kg - 31,1 gal/100 lbs
	W: 14,3 l/kg - 171,4 gal/100 lbs
Sizes (L-P-H mm)	1250 - 580 - 848
(L-P-H in)	49 3/16 - 22 13/16 - 33 6/16
Sizes with pack (L-P-H mm)	1335 - 705 - 1005
(L-P-H in)	52 9/16 - 27 12/16 - 39 9/16
Net weight	152 kg / 335 lbs
Gross weight	178 kg / 392 lbs

All the technical information need to be considered at the following conditions:  
 Standard Cube (18 g)  
 Ambient temperature +21° C  
 Water temperature +15° C  
 Electrical consumption at +43° C (standard voltage)

Models and specifications are subject to change without notice

Rev. 01 - Issued January 2016

**BREMA ICE MAKERS SPA**Via dell'Industria 10,  
20020 Villa Cortese (MI), Italytel. +39 0331 434811  
fax +39 0331 433833[www.bremaice.it](http://www.bremaice.it)  
info@bremaice.itBim + Data  
download

We are Brema

